

Financing Transplant Costs of the Poor: A Dynamic Model of Global Kidney Exchange*

Afshin Nikzad[†], Mohammad Akbarpour[‡], Michael A. Rees[§], Alvin E. Roth[¶]

Abstract

In some developing nations, many end-stage renal disease patients die because health insurance does not cover kidney transplantation. We analyze a proposal for extending kidney exchange to include such patients. In this proposal, foreign patient-donor pairs exchange with an American patient-donor pair, for free. A dynamic model shows this can be self-financing even when the average dialysis cost of American patients declines below the costs of the surgeries (as waiting times for transplant are shortened by increased availability).

*This work was partially supported by NSF grant 1061932 to the NBER. We thank Frank McCormick and Philip Held for helpful comments.

[†]Department of Economics, University of Southern California. Email: afshin.nikzad@usc.edu

[‡]Graduate School of Business, Stanford University. Email: mohamwad@stanford.edu

[§]Alliance for Paired Donation, Maumee and University of Toledo Medical Center, Toledo, OH. Email: Michael.Rees2@utoledo.edu

[¶]Department of Economics, Stanford University. Email: alroth@stanford.edu

Contents

| | | |
|----------|---|-----------|
| 1 | Introduction | 1 |
| 1.1 | Background and a static analysis | 2 |
| 1.2 | The Proposal | 4 |
| 2 | The Global Kidney Exchange Proposal | 6 |
| 2.1 | Cost-Benefit Analysis of the GKE Proposal | 7 |
| 2.2 | The Dynamic GKE Model | 7 |
| 2.3 | Results | 10 |
| 3 | Repugnance Considerations | 14 |
| 4 | Designing the financing | 19 |
| 5 | Concluding Remarks | 20 |
| | Appendix A Comparison to a Simple Static Model | 26 |
| | Appendix B Uniqueness and differentiability of solutions | 27 |
| | Appendix C Proofs for Theorems 2.2 and 2.3 | 31 |
| | Appendix D For Online Publication: Computational Experiments | 35 |
| D.1 | A simulation with $m = 1000, d = 10$ | 37 |
| D.2 | A simulation with $m = 10,000, d = 50$ | 38 |

1 Introduction

Transplantation is the treatment of choice for kidney failure, but there are many barriers that prevent transplantation around the world. These barriers are different in economically developed countries than in developing countries, but transplantation is woefully undersupplied relative to the prevalence of kidney failure in both rich and poor nations. In much of the developing world, transplantation or other treatment such as dialysis is largely unavailable due to shortages of medical facilities and finances, and kidney failure is a death sentence. In the developed world many people must struggle with dialysis while enduring long waits for transplantation, with many thousands of patients dying each year while waiting, due to the shortage of transplantable organs [Coresh and Jafar 2015, Liyanage et al. 2015].

This paper considers how these two problems—lack of access to transplantation or dialysis, and the shortage of transplantable organs—can each help alleviate the other, by extending the growing practice of kidney exchange globally. Kidney exchange can increase the number of transplants available from willing living donors who are otherwise unable to achieve their wish to donate a kidney. By inviting foreign patients and their donors to participate in American kidney exchange, both American and foreign patient-donor pairs will have increased opportunities to receive a transplant. And (as we will see) the resulting savings to the American health care system from moving an American patient off dialysis will be sufficient in the steady state to finance the cost of transplantation and post-surgical care for the foreign patients and donors, even after such a program increases the availability of transplants to the point that it substantially reduces dialysis costs for American patients. (We use American kidney exchange as an example, but the proposal outlined here would work similarly in other developed nations with kidney exchange involving hard to match pairs and expensive dialysis.)

We analyze a recently proposed concept, Global Kidney Exchange (GKE), in which a U.S. health authority invites patients with financial restrictions who have willing donors to come to the United States to exchange their donor’s kidney with an immunologically incompatible American patient-donor pair and to receive a transplant utilizing the incompatible American donor’s kidney for free ([Rees et al. 2017a] reports the first completed GKE transplant). Our analysis not only shows that this proposal can be self-financing in the long run, but that it in fact can reduce the total domestic healthcare costs while providing free transplant opportunities for those in need overseas.

1.1 Background and a static analysis

In the United States there are presently about 100,000 people on the waiting list for a deceased donor kidney, but only around 14,000 such kidneys were available in 2017. Approximately 6,000 additional transplants were made with kidneys donated by living donors. Live donation is possible because a healthy person has two kidneys and can remain healthy with just one. But not everyone who is healthy enough to donate a kidney can donate to their intended recipient, since a kidney must be compatible with the recipient to be successfully transplanted. Due to the shortage of transplant opportunities, about 4,000 people on the U.S. waiting list died in 2017, and almost 5,000 more were taken off the waiting list when they became too sick to transplant.¹

To help alleviate the shortage of transplantable organs, kidney exchange, which allows patient-donor pairs to exchange kidneys (so that each patient receives a compatible kidney), has become a standard mode of transplantation in the last decade. (See the history and references in [Wallis et al. 2011], and e.g. [Roth et al. 2004, Ashlagi and Roth 2014, Roth 2015, Fumo et al. 2015]) Since 2013, well over 10% of the live kidney donor transplants in the U.S. each year were accomplished through exchange.² However because some patients are “highly sensitized”, for whom it is hard to find a compatible donor, a substantial fraction of incompatible patient-donor pairs cannot be transplanted through simple exchanges. The majority of transplants that are found for those hard-to-match pairs are organized in chains of transplants that begin with a non-directed donor, i.e. a donor willing to give a kidney without receiving one in exchange (see [Rees et al. 2009, Ashlagi et al. 2014, Anderson et al. 2015]). Through 2017 there have been over 2,000 anonymous non-directed donations in the U.S., as well as almost 25,000 donations from unrelated donors who were not anonymous at the time of donation.³

In the U.S., kidney failure—more precisely, end stage renal disease (ESRD)—accounts for about 6% of the Medicare budget, and together with the costs borne by private payers has annual costs of around \$50 billion [USRDS 2017]. Most of this is the cost of dialysis, which costs Medicare about \$90,000 per year per patient, compared to kidney transplantation,

¹See <https://optn.transplant.hrsa.gov/data/view-data-reports/national-data/>, accessed 1 May 2018.

²<http://optn.transplant.hrsa.gov/converge/latestData/rptData.asp> (see kidney transplants by donor relation).

³<https://optn.transplant.hrsa.gov/data/view-data-reports/national-data/> accessed May 2, 2018. (Non-Biol,unrel: Anonymous Donation= 2,074 through 2017, while Non-Biological, Other Unrelated Directed = 24,800) Some of the donations that were directed and not anonymous at the time of donation will have originated as non-directed donations, but been recorded as directed donations after a match was made at a transplant center.

which costs about \$90,000, followed by about \$15,000 per year of immunosuppressive drugs [USRDS 2017, Irwin et al. 2015]. Thus a transplant to an American plus a transplant for a foreign pair saves Medicare about \$120,000 in the first five years.⁴

Patients who have comprehensive medical insurance, typically through an employer, become eligible for primary Medicare coverage of dialysis only after 33 months of treatment; beforehand the private insurer foots most of the bill, at a cost typically over twice the rate at which Medicare is billed ⁵[Hippen 2015]. Consequently, savings from transplanting an American patient also accrue to private insurers.

On the other hand, it is estimated that in 2010, only a quarter to a half of the world's patients in need of renal replacement therapies received it, 92.8% of whom resided in high-income or high middle income countries [Liyanaage et al. 2015]. Thus the shortage of kidneys in the U.S. and elsewhere in the developed world, together with the unavailability of transplantation to many people in the developing world, presents an opportunity for mutually beneficial exchange, by extending kidney exchange beyond domestic patient-donor pairs.

In the appendix we set up a simple model that captures this static cost-benefit analysis. To implement GKE at scale, however, a more careful analysis is needed as the above back of the envelope analysis does not account for the dynamic aspects of the problem. The important aspects captured in our dynamic cost-benefit analysis, are: (i) Domestic patients who have not found a match have a higher average dialysis cost than the average dialysis cost of all domestic patients, (ii) There is an option-value of keeping domestic pairs in the pool, and (iii) As GKE starts being implemented at scale, the average dialysis and surgery costs (per patient) change.

These considerations change the simple static analysis. First, the static analysis could underestimate the savings of GKE, as it understates the average dialysis cost of the domestic patient involved in the exchange. Second, the static analysis could overestimate the savings of GKE: by allowing an exchange between a domestic and an international pair, the planner eliminates the potential option of a future exchange between domestic pairs. In other words, the domestic pool becomes thinner in the presence of a steady arrival of international pairs, which would reduce the number of future domestic exchanges. Our dynamic steady-state analysis captures this option value of keeping the domestic pairs in the pool. And third,

⁴In case of a kidney graft failure, [Held et al. 2015] attribute an additional cost of \$80,000, which reduces the savings to \$40,000. This is a conservative financial estimate and does not count the benefits of improved health to patients - see e.g. [Held et al. 2015]

⁵Medicare Coverage of Kidney Dialysis & Kidney Transplant Services <http://www.medicare.gov/Pubs/pdf/10128.pdf#page14>

the estimates used in the static analysis change when GKE is implemented. As the arrival rate of international pairs increases, the expected dialysis cost for a given domestic patient decreases, while the expected cost paid for her surgery increases.

The decrease in the expected dialysis cost creates a force in favor of bringing fewer international pairs, while the increase in the expected surgery cost creates a force in favor of bringing more international pairs: in a transplant involving an international and a domestic patient, the expected *additional* cost paid for the domestic patient also depends on the chance that she otherwise gets a transplant in the future. The higher the chance, the smaller the expected additional surgery cost paid for her, which can make the planner more willing to arrange an earlier exchange for her with an international pair to avoid her dialysis costs.

In the analysis of the dynamic model, we show that the forces that work in favor of bringing more international pairs dominate the forces in favor of bringing fewer even when the average dialysis cost for a domestic patient is *lower* than the surgery costs. In other words, GKE can reduce the total healthcare costs even to the point when the average cost of dialysis drops below the surgery costs.

It is worth pausing for a moment to consider the uses of stylized models that are quite different from the detailed models that will be needed to actually implement exchange in particular clinical populations [Ashlagi et al. 2011b;a]. Detailed models of clinical conditions allow optimization and simulation involving the particular patients and donors who are available, but make it difficult to draw robust general conclusions, because of the important heterogeneities among patients, the complicated exchanges needed to maximize transplants, etc. In contrast, simple stochastic models allow us to see how costs change as the number of international pairs is increased, and waiting times of domestic patients decrease. To achieve this simplicity, we concentrate here on two-way exchanges among uniformly highly sensitized patients. The assumption that patients are uniformly highly sensitized (and hence are part of sparse compatibility graphs) is justified because it is the highly sensitized domestic patients who would be the most likely candidates for exchange with foreign pairs. And modeling exchanges as two-way exchanges is a conservative assumption, since we consider how even exchange among just two patient-donor pairs could be financed in the steady state by the savings associated with taking a single domestic patient off dialysis.

1.2 The Proposal

The first proposal referred to in the introduction, global kidney exchange (GKE), would invite foreign patient-donor pairs to come to the U.S. to receive a kidney through an exchange with

a domestic pair, with the costs to be paid from the savings to Medicare or private insurance from transplanting (and thus removing from dialysis) an American patient. [Krawiec and Rees 2014] introduce this proposal under the name of “reverse transplant tourism” and argue that it is legal under the existing American statutes governing kidney transplantation. In January 2015, the Alliance for Paired Donation organized a first such surgery for a Filipino husband and wife patient and donor. The surgery and post-surgical care for both patient and donor were funded by \$150,000 of philanthropy (see Rees et al. 2017).⁶

Proposals like this raise questions both about practicality, and about ethics. This paper is thus concerned both with how ethical considerations can be addressed with practical solutions, and how ethical considerations may constrain the forms that practical solutions can take. We will model the practical issues, and discuss how the ethical issues raised by the proposal are similar to and different from ethical issues that have been encountered in establishing kidney exchange in the last decade.

The practicality issues that this paper addresses concern the financial sustainability of the GKE proposal in the long term.

The novel ethical concerns raised by kidney exchange chiefly involve the treatment, care and rights of living donors. Some of these concerns have already arisen, and been addressed, in the development of kidney exchange within the United States and in other developed countries. Additional ethical concerns will inevitably arise in any proposal that involves organ donations in developing countries, particularly in light of the fact that the purchase and sale of kidneys for transplant is almost universally illegal.⁷ One focus of the present paper will be to consider the nature of potential objections to the present proposal, what potential harms might accompany such proposals, how they might be addressed, and what kind of monitoring of such programs might therefore be called for.

We analyze the proposal from the perspective of two different planners: a private profit-maximizing insurance corporation and the U.S. State Department. The private profit-

⁶The Filipino pair received a kidney from a non-directed American donor in Georgia, and in turn donated to an American patient in Minnesota, whose donor continued the chain by donating to a patient in Seattle. Eventually the chain expanded to include 11 patient-donor pairs. So an additional patient-donor pair can sometimes facilitate a chain that allows more than just one American patient to be transplanted. In the present paper we will consider how the system can be made self-financing (even) under the conservative assumption that each international pair would facilitate only one American transplant.

⁷That is, cash payment for kidneys is almost universally enshrined in laws as a repugnant transaction in the sense of being a transaction that some people would like to engage in but others find objectionable without the presence of the usual sorts of direct negative externalities (see [Roth 2007]). For more on repugnance specifically to kidney sales, or less direct compensation to donors, see [Leider and Roth 2010] and [Niederle and Roth 2014].

maximizing insurance corporation seeks to add overseas patients and donors so as to minimize its total costs. The State Department’s objective is to provide transplants as a form of foreign aid, and thus to maximize the number of international patients subject to the constraint that at least as many domestic patients should be transplanted as in the status quo, and subject to the self-financing constraint that the total healthcare cost should not increase compared to the status quo.

We introduce the GKE proposal and its cost-benefit analysis in [Section 2](#). We discuss the ethical concerns that arise with the proposal in [Section 3](#), and the design of financial flows in [Section 4](#). [Section 5](#) is the conclusion. All proofs are presented in the appendices.

2 The Global Kidney Exchange Proposal

Global Kidney Exchange would invite foreign patient-donor pairs to come to the U.S. to receive a kidney through an exchange with a domestic pair, with all the associated costs covered by an American institution.

To fix ideas, suppose A is a domestic patient and B is her brother who is willing to donate a kidney to her, but they are immunologically incompatible. In addition, suppose C is an international patient and D is her brother who is willing to donate a kidney to her, but they are financially constrained and cannot afford transplant or maintenance dialysis therapy costs. Now suppose B is biologically compatible with C, and D is biologically compatible with A. Under the GKE proposal, the C-D pair can have an exchange with the A-B pair.

The domestic planner (the State Department or a profit-maximizing private insurance company) pays *all* of the surgery and maintenance therapy costs for both transplants. We will show that the savings in the dialysis costs of domestic patients can cover the costs of additional transplants and maintenance therapy. Thus, the GKE proposal can be self-financing.

It is worth noting that ESRD patients are either *highly sensitized* (*i.e.*, it is hard to find a match for them) or *low sensitized* (*i.e.* it is easy to find a match for them). The fraction of highly sensitized patients is higher in developed countries, because those who have already had a kidney transplant are more likely to be highly sensitized. These patients need to wait for a relatively long time before, if at all, getting matched and so their dialysis costs are higher than the average. Under the GKE proposal, domestic pairs with highly sensitized patients are likely to be matched to international pairs with low sensitized patients.⁸

⁸Identifying a match between an international pair and a highly-sensitized American pair may involve

2.1 Cost-Benefit Analysis of the GKE Proposal

In [Section 1](#), we saw a simple accounting argument based on the dialysis and transplant costs in the United States that suggested the GKE proposal can reduce the healthcare costs of the average domestic patient in the first five years.

Here we propose and analyze a stochastic model for GKE.⁹ Our steady-state cost-benefit analysis shows that GKE remains self-financing even when the average dialysis cost drops *below* the surgery cost (which, clearly, the accounting argument is incapable of capturing). Furthermore, we pin down the limits of GKE by characterizing an economically meaningful necessary and sufficient condition under which bringing (marginally) more international patients would reduce the total healthcare costs.

2.2 The Dynamic GKE Model

Arrivals and departures. There are two types of patient-donor pairs in our model: *domestic* pairs and *international* pairs. Domestic patient-donor pairs have an arrival flow with rate m ; therefore, a measure $m dt$ of such pairs arrive in a time interval of length dt . International pairs have an arrival flow with rate λm , where $\lambda \geq 0$ is a policy decision. Pairs remain in the pool until they are matched or they depart from the pool. We also assume that international pairs cannot be matched together, but they can be matched to domestic pairs. Domestic pairs can be matched together, or to international pairs, according to the matching technology we formalize next.

Every pair (either domestic or international) exits the market (unmatched) at rate η which, without loss of generality, we normalize to 1. We call the measure of pairs waiting in the market the *size of the pool*, and use x, y to denote the sizes of domestic and international pools, respectively.

Matching technology. To define our matching technology, we start by assuming $\lambda = 0$. Suppose the domestic pool has size x at some time t and an infinitesimal measure mdt of pairs arrive to the pool in the time interval $[t, t + dt]$. Then, a measure $\mu(x) \cdot mdt$ of the

additional costs but our argument will be unaffected so long as these costs do not bring the surgery cost much above the average dialysis cost, in the sense of [Theorems 2.2](#) and [C.1](#).

⁹Our baseline model generalizes the model introduced in [\[Akbarpour et al. 2017\]](#) in multiple ways: We have two types of agents while in [\[Akbarpour et al. 2017\]](#) agents are *ex ante* homogeneous. We also have a continuum mass of agents, as opposed to a discrete state space. This is for expositional simplicity. We study a discrete version of the model through simulations (in [appendix D](#)) and analytically (in the online addendum of the paper).

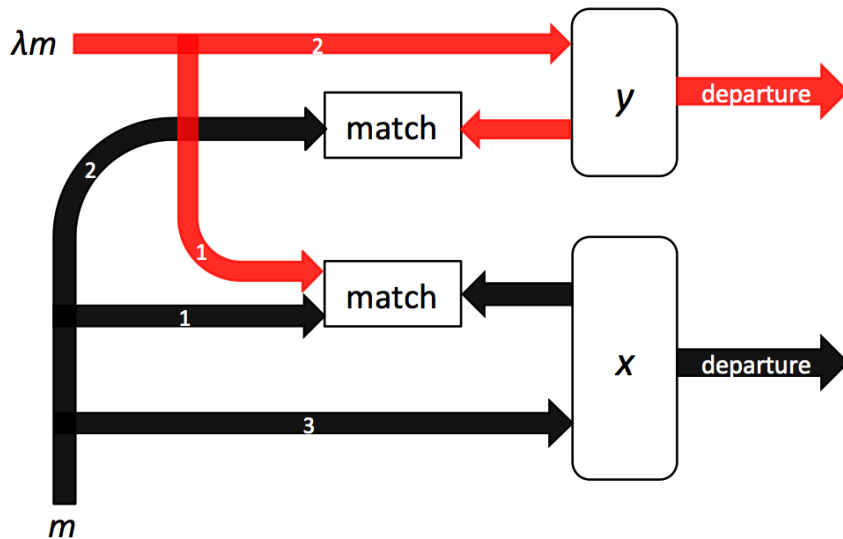


Figure 1: Dynamics of the global kidney exchange model. Domestic pairs arrive with rate m , and the planner first tries to match them to other domestic pairs, then to international pairs, and if there is no match, they will enter the pool of domestic pairs. International pairs arrive with rate λm and the planner tries to match them to domestic pairs and if they are not matched, they will enter the pool of international pairs. All pairs depart at some stochastic rate.

arriving pairs will be matched to an equal measure of the pairs waiting in the pool, where $\mu : \mathbb{R}_{++} \rightarrow [0, 1]$ is the *matching function*. $\mu(x)$ can be interpreted as the chance that a pair who has just arrived can find a compatible pair in a pool of size x . The choice of the matching function plays an important role in the dynamics of the model. For matching functions in a steady state system, the pool size Z is determined from the balance equation $m(1 - \mu(Z)) = Z + m\mu(Z)$.

Recall that at this point we are assuming there are no international pairs. Then, the left-hand side of the equation denotes the arrival rate to the pool since $(1 - \mu(Z))$ fraction of newly arrived pairs are not matched upon arrival. The right-hand side of the equation denotes the departure rates from pool, since $m\mu(Z)$ of pairs are matched to newly arrived pairs and each waiting pair departs at rate 1.

Define $\bar{\mu}(x) = 1 - \mu(x)$ as the chance that an arriving pair cannot find a compatible match in a pool of size x . Assume the matching function satisfies the property

$$\bar{\mu}(x + y) = \bar{\mu}(x) \cdot \bar{\mu}(y),$$

which could be interpreted as an “independence assumption”: the chance that a pair does

not have a compatible match in the union of two disjoint pools with sizes x, y is equal to the product of the chances that the pair does not have a compatible match in either of the pools. Then, we must have

$$\log \bar{\mu}(x + y) = \log \bar{\mu}(x) + \log \bar{\mu}(y).$$

This means that $\log \bar{\mu}$ must be linear in its argument. So, we must have $\log \bar{\mu}(x) = \alpha x$. The condition $\bar{\mu}(x) \leq 1$ implies $\alpha \geq 0$. We therefore choose the matching function $\mu(x) = 1 - e^{-\gamma x}$, where $\gamma > 0$, the match-rate parameter, is a constant.¹⁰

In Section 2.3, we micro-found this matching function and observe that our model approximates its natural discrete counterpart quite well. The discrete model assumes poisson arrival rates for patient-donor pairs whose compatibility to each other is probabilistic (and therefore does not use a matching function).

Matching policy. The matching policy of the planner is as follows: Whenever new domestic pairs arrive, the planner first attempts to match them to domestic pairs who are waiting in the pool, and then attempts to match them to international pairs. If no matches are found, they will enter the domestic pool and wait. Whenever international pairs arrive, the planner attempts to match them to domestic pairs, and if they do not find a match, they enter the international pool and wait.

Steady state. Let x, y be the steady state sizes of the domestic and international pools, respectively. Then, the balance equations under steady state are:

$$m\bar{\mu}(x)\bar{\mu}(y) = m(1 + \lambda)\mu(x) + x \tag{2.1}$$

$$\lambda m\bar{\mu}(x) = m\bar{\mu}(x)\mu(y) + y \tag{2.2}$$

The left hand side of each of the equations is the rate at which new domestic and international pairs are unmatched and hence added to their respective pools, and the right hand side is the rate at which those pools are diminished as agents are matched or otherwise depart (recall that the departure rate of incumbents is normalized to 1). The following proposition establishes some basic properties of the solution to the system of equations defined by (2.1)

¹⁰For simplicity we assume that the matching function is the same for the domestic and international pools, but the fact that international patients are typically easier to match makes this a conservative assumption.

and (2.2). (All missing proofs are in the appendix)

Proposition 2.1. *Fix $m > 0$. Then, for any $\lambda \in [0, 1)$, the system of equations given by (2.1) and (2.2) has a unique solution, denoted by $x(\lambda), y(\lambda)$. Furthermore, the functions $x(\lambda), y(\lambda) : [0, 1) \rightarrow \mathbb{R}$ are continuously differentiable on $[0, 1)$.*

Cost functions. Our goal is to study the healthcare costs of the system. For that, let s be the *surgery cost* of a unit mass of pairs. Also, let d be the per period (unit of time) dialysis cost of a unit mass of pairs. Let $w(\lambda)$ be the *aggregate waiting time* of domestic pairs per period. Observe that $w(\lambda) = x(\lambda)$. The *total dialysis cost* per period is defined as $C_d(\lambda) = d \cdot w(\lambda)$.

Let $\mathcal{M}(\lambda)$ denote the per period measure of agents (domestic or international) who get matched, for any given policy choice λ . The *total surgery cost* per period is defined as $C_s(\lambda) = s \cdot \mathcal{M}(\lambda)$. We define the *total healthcare cost* to be $\mathbf{C}(\lambda) = C_d(\lambda) + C_s(\lambda)$.

One last definition is required to state the results: Let $\Theta(\lambda) = \frac{C_d(\lambda)}{m}/s$, which measures the relative ratio of the average dialysis cost per patient to the surgery cost per patient. In other words, $\Theta(\lambda)$ is the relative ratio of average dialysis cost for a unit mass of patients to the surgery cost for a unit mass of patients. Let $\theta = \Theta(0)$ be the status quo value of this function.

2.3 Results

We show that the GKE proposal as modeled here is *self-financing*, i.e. it does not increase the total (domestic) healthcare cost. To do this, we establish a stronger result: GKE could in fact decrease the total healthcare costs, which also includes the surgery costs of domestic patients. Therefore, the planner could benefit from the GKE proposal even when she does *not* assign any value to the additional saved lives, or to the disutility of patients who are under dialysis. Incorporating these additional values, obviously, only supports our main claim. Furthermore, GKE remains self financing even when the average dialysis cost drops below the cost of a surgery.

Theorem 2.2. *For any match-rate parameter $\gamma > 0$, there exists a constant m_γ such that for all $m > m_\gamma$, $\mathbf{C}'(0) < 0$ if $\theta > \ln(2)$. Furthermore, the constant $\ln(2)$ is tight: if $\theta < \ln(2)$, then there exists m_γ such that for all $m > m_\gamma$, $\mathbf{C}'(0) > 0$.*

Theorem 2.2 shows that when the arrival rate of domestic pairs m is not too small, there exists some constant $\lambda_m > 0$ such that $\text{GKE}(\lambda)$ is self-financing for all $\lambda \in [0, \lambda_m]$, if

$\theta > \ln(2) \approx 0.69$ (i.e. even for some $\theta < 1$).¹¹

Theorem 2.3. *Fix $\gamma > 0$. Then, for any constant $\epsilon > 0$, there exists a constant m_ϵ such that for all $m > m_\epsilon$ and any $\lambda \in [0, 1]$, $\mathbf{C}'(\lambda) < 0$ holds if $\Theta(\lambda) > \ln(2) + \epsilon$.*

Theorem 2.3 shows that if a marginal increase in λ at $\lambda = 0$ is self-financing, then in fact we can increase λ so long as the average dialysis cost per person is more than a fraction $\ln(2)$ of the surgery cost. So, even when the average dialysis cost per person *falls below* the surgery cost (per person), total health care costs will decrease when λ is increased, so long as $\Theta(\lambda) > \ln(2)$.

We next provide some intuition through an example, and discuss why increasing the arrival rate of international pairs may still reduce the healthcare costs when the average dialysis cost drops below the surgery cost. After that we provide a brief proof sketch. We also compare our steady-state analysis to a simple static model in Section A.

Example The percentage of reduction in total healthcare costs in terms of λ is plotted in Figure 2(a) for an instance of the problem with $m = 10, \gamma = 1, \theta = 1$. At $\lambda^* \approx 0.4$, $\mathbf{C}'(\lambda^*) = 0$. GKE(λ), however, continues to be self-financing even for higher values of λ up to when $\lambda = \bar{\lambda}$, where $\bar{\lambda} \approx 0.87$. Observe that $\Theta(\lambda^*) \approx 0.6$, which is a smaller number than $\ln(2) \approx 0.69$, the sufficient bound given by **Theorem 2.3**.

The parameters λ^* and $\bar{\lambda}$ have important interpretations: they are the choice variables of two different planners, namely, the private insurer and the domestic social planner (e.g. the State department). The private insurer seeks to add international pairs to minimize its total costs.¹² Therefore, this planner chooses $\lambda = \lambda^*$, the (unique) maximizer of $\mathbf{C}(0) - \mathbf{C}(\lambda)$. On the other hand, the State department's goal is to maximize the number of international patients subject to the constraint that at least as many domestic patients should be transplanted as in the status quo, and subject to the self-financing constraint. Therefore, the State department's choice will be $\lambda = \bar{\lambda}$.

Figure 2(b) plots several statistics related to average dialysis and surgery costs of domestic patients. The ratio of the average dialysis cost to the cost of a surgery is given by the curve AD; by definition this curve coincides with $\Theta(\lambda)$. We normalize the cost of a surgery to 1, and therefore AD could be considered as the average dialysis cost. Even though the average dialysis cost is always at most 1, $\mathbf{C}(\lambda) < \mathbf{C}(0)$ holds for all $\lambda < \bar{\lambda}$.

¹¹The appearance of a natural logarithm in this result is related to the exponential form of the matching function and the fact that we allow the arrival rate m of domestic pairs to be large.

¹²In particular, we anticipate a steady state in which GKE will not immediately serve all domestic patients, who will therefore continue to have non-zero waiting time on dialysis.

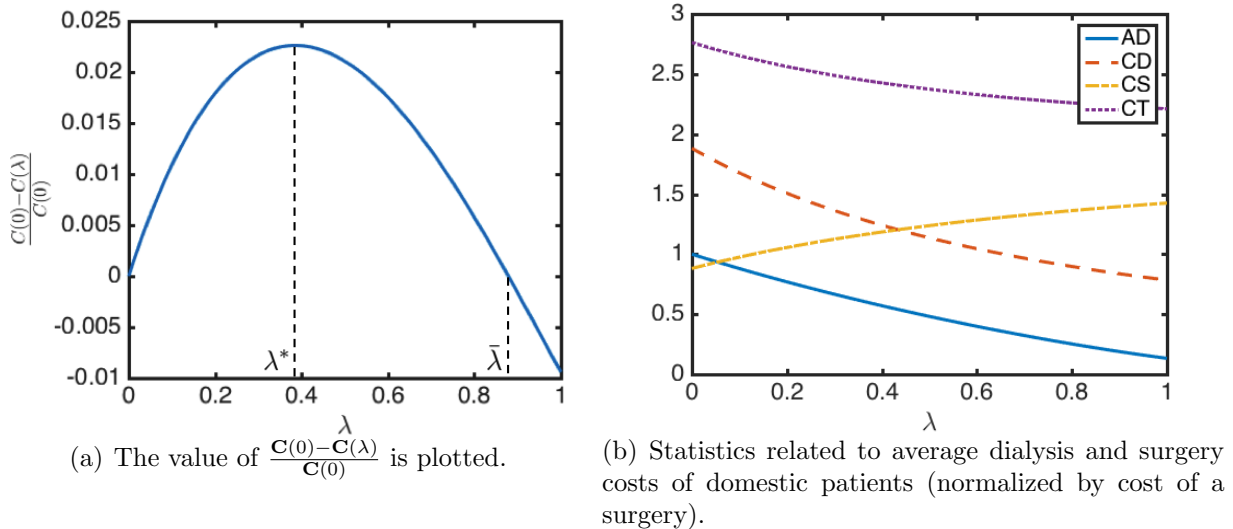


Figure 2: Reduction of healthcare costs in λ .

There are several forces involved, some strengthening and some weakening this effect. First, international patients are matched only to the domestic patients waiting in the pool, who have a higher average dialysis cost than the unconditional average dialysis cost. CD is the average dialysis cost of a patient conditioned on entering the domestic pool. (See Figure 2(b).) While CD is larger than AD for all λ , it always remains below 2, the normalized cost for two surgeries. That is, even when the cost of two surgeries (one for the international and one for the domestic patient) is higher than CD, $C'(\lambda) < 0$ could still hold. The reason is the (average) surgery costs of the domestic patients waiting in the pool: the average healthcare cost of a waiting patient also includes her average surgery cost, i.e. the chance that she gets a transplant times the related surgery costs conditioned on her getting a transplant (which may or may not include the surgery cost for an international patient).

This average surgery cost is given by the curve CS. The average healthcare cost of a domestic patient waiting in the pool is just the sum of its average surgery costs (CS) and its average dialysis costs (CD); this sum is given by the curve CT. Observe that CT is always above 2, and therefore, one might expect $C'(\lambda) < 0$ to always hold. This is not correct, e.g., take any $\lambda \in [\lambda^*, 1]$. The reason is the “option-value” of keeping domestic pairs in the pool: by matching a domestic pair to an international pair, we lose the option of matching the domestic pair to future domestic pairs. The (incorrect) argument that $CT(\lambda) > 2$ should imply $C'(\lambda) < 0$ does not account for the loss of this option-value.

Finally, observe that CT decreases more slowly than CD: the reason is that CT also

includes the average surgery cost of a waiting domestic patient, which is increasing in λ . Therefore, the increasing average surgery costs of domestic patients also creates a force that works in favor of increasing λ .

Our continuum model approximates its natural discrete counterpart quite well. In the discretized model, we suppose domestic and international agents arrive according to Poisson processes with rates $n, \lambda n$, respectively. We also suppose that any two agents in the model are compatible with a probability p , independently. This assumption explicitly models the compatibility of pairs at a micro level, and therefore, there is no need for a matching function in the discrete model. All else, including the matching policy (Figure 9) and departure rate of agents, remains the same.

Figure 3 plots the percentage of reduction in the discrete model with $n = 1000$ and $p = 0.01$. Observe that the percentages given by Figure 3 match the ones given by Figure 2(a) quite well (i.e. observe that crosses and dots almost coincide in Figure 3.) This is not a coincidence: Suppose that any 100 agents in the discrete model are roughly equivalent to a unit mass of agents in the continuum model. Therefore, the arrival rate in a continuum model that approximates the discrete model should be $m = 10$. What about γ ? Observe that in the discrete model, the probability that a single agent is not compatible to a group of 100 agents is $(1 - p)^{100} \approx e^{-1}$. In the continuum model, the chance that an (infinitesimal) agent is compatible to a unit mass of agents is $e^{-\gamma}$, by definition. Therefore, setting $\gamma = 1$ should give a reasonable approximation. This is indeed the case, as Figure 3 suggests. In this figure we compare the estimated ratio of reduction in healthcare costs in the discrete model to the analytical solution from the continuum model. The estimated ratio in the discrete model is obtained using computer simulations (Section D).

Proof sketch for Theorem 2.3 We do not directly solve the system of equations (2.1), (2.2) to prove the theorem. Rather, we compute a closed-form expression for $\mathbf{C}'(\lambda)$. To derive this closed-form expression, we take the total derivative of equations (2.1) and (2.2) with respect to λ . This will give us closed-form expressions for $x'(\lambda), y'(\lambda)$, which are in terms of $x(\lambda), y(\lambda)$. (Recall that $x(\lambda), y(\lambda)$ denote the size of the domestic and international pool when the arrival rate of international pairs is set to λm .) These closed form expressions and some algebraic calculations then reveal that $\mathbf{C}'(\lambda) > 0$ holds iff

$$\Theta(\lambda) > \frac{2\gamma x(\lambda)}{e^{\gamma x(\lambda)}} + \frac{2x(\lambda)}{m}. \quad (2.3)$$

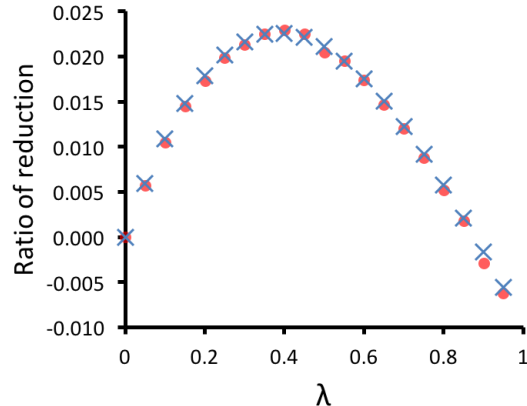


Figure 3: The red dots represent the estimated ratio of reduction in healthcare costs in the discrete model with $n = 1000$, $p = 0.01$, and $\theta = 1$. The estimate is computed by simulating the process for $\lambda \in \{0, 0.05, 0.1, \dots, 0.95\}$. For any such λ , we run the stochastic process until 3×10^6 agents arrive. The blue crosses are the analytical solution to the continuum model that approximates the discrete model.

We define $f_m(\lambda)$ to be the right-hand side of (2.3). By investigating this functional form (the right-hand side) further, we establish that (i) it is decreasing in λ , (ii) $f_m(0)$ gets close to $\ln(2)$ for sufficiently large m . The theorem is a direct consequence of these two facts.

3 Repugnance Considerations

Transplantation of an organ from a living donor involves surgery on both a sick patient and a healthy one. The involvement of the healthy donor imposes special burdens on all involved, since one of the frequently invoked principles in medicine is “first, do no harm” (see [Rapaport and Starzl 1994, Smith 2005]).

Ever since the first successful solid organ transplant in 1954, from a living kidney donor (who lived until 2010), a great deal of thought and some controversy has concerned how to translate this principle to the care of donors, and to weigh the moderate risks that a healthy kidney donor assumes against the life-saving benefits that the donor wishes to achieve. The discussion of these issues at one time focused on whether living donation should be permitted at all, and if so from whom to whom. In the United States these questions have led to procedures for screening potential donors by evaluating their physical and mental health, and state of mind (e.g. whether they are in fact eager to donate) [Reese et al. 2015]. Some countries additionally restrict donation to be only between immediate family members.

(Germany is an example, and in consequence kidney exchange is generally not available in Germany.¹³) In this spirit, more stringent requirements have sometimes been established for screening non-directed donors, since the benefit to them from their donation is less direct than to a donor who saves the life of a family member. And all of these questions arise with greater force when the donor appears vulnerable or exploitable.

To understand the kinds of concerns that will be raised about kidney exchange between developed and developing countries, it is worth noting the ongoing debate about whether it might be ethical to create legal markets in which kidneys for transplant could be purchased. With the single exception of the Islamic Republic of Iran, no country explicitly allows organs for transplant to be bought from or sold by living kidney donors for cash compensation. In most of the world such transactions are illegal, although there are black markets. These laws outlawing the purchase of kidneys are motivated largely by concern that legalizing such purchases might work to the disadvantage of poor and vulnerable people. Similar concerns will naturally arise when we think of kidney exchange involving donors from poor countries, whether those donors are in patient-donor pairs or are nondirected donors.

In fact, similar concerns arose when kidney exchange was initially proposed (but see [Ross et al. 1997]), and again when it became an operational reality. However, unlike a monetary market, kidney exchange did not arouse the kind of repugnance that led to legislation to prevent it. Quite the contrary: when the wording of the existing American law made it seem that it might preclude kidney exchange (as Germany's pre-existing laws do), Congress acted to clarify that kidney exchange was intended to be legal.

In the United States, the National Organ Transplant Act (NOTA) of 1984 specifies that "It shall be unlawful for any person to knowingly acquire, receive, or otherwise transfer any human organ for valuable consideration for use in human transplantation..." This raised a potential barrier to kidney exchange, if a kidney in return for a kidney is viewed as "valuable consideration" of the kind precluded by the NOTA, although the transplant community received legal advice that encouraged them to go forward. As kidney exchange began to be performed on a wider scale, Congress amended the NOTA via the Norwood Act (Public Law 110-144, 2007), which said that the sentence about valuable consideration "does not apply" to kidney exchange.¹⁴ The Norwood Act passed without any dissenting votes in either

¹³So GKE might be extended to German patient-donor pairs as well.

¹⁴Norwood Amendment of NOTA defines "human organ paired donation" as the donation and receipt of a human organ under the following circumstances: (1) an individual (the first donor) desires to make a living donation of a human organ specifically to a particular patient (the first patient), but such donor is biologically incompatible with such patient; (2) a second individual (the second donor) desires to make a such a donation to a second patient, but is biologically incompatible with such patient; (3) the first donor

the House or the Senate (<https://www.govtrack.us/congress/bills/110/hr710>)¹⁵. This suggests that the repugnance attached to the purchase and sale of organs for transplant—reflected in the NOTA—did not carry over at all to kidney exchange.

In contrast, while GKE has received very significant initial support, it has also been attacked as repugnant. When [Rees et al. 2017b] describing the first Global Kidney Exchange chain was published in the *American Journal of Transplantation*, it was accompanied by an editorial published in the same issue suggesting that GKE might be repugnant ([Wiseman and Gill 2017]). Subsequently [Delmonico and Ascher 2017] claimed that ethical GKE with patient-donor pairs from the developing world “is not feasible when the culture is so experienced with organ sales.” They argued that efforts to ban kidney sales have failed to such an extent that transplanting patients from poor countries would result in paid donors infiltrating American health care in contrived guises as spouses and relatives. Following various replies (see [Rees et al. 2017b] and [Roth et al. 2017]), the American Society of Transplant Surgeons issued an endorsement of Global Kidney Exchange,¹⁶ and Italy endorsed it at the World Health Organization (see [ASTS 2017], [Emond 2017], and the Statement from Italy¹⁷). But this has not persuaded everyone, so more work needs to be done¹⁸.

Global kidney exchange has also received very favorable reviews in the developing world countries in which it has been initiated. The second Global Kidney Exchange, conducted by the APD, involved a patient-donor pair from Mexico and was reported in Newsweek en Espanol ([Carrillo 2017]) with a cover story titled “Un Puente de Vida,” “A Bridge of Life.” It opened by applauding GKE by saying (via Google Translate) “At the same time that US President Donald Trump is seeking to build a wall of thousands of miles on the border with Mexico, a tireless surgeon and a renowned economist join forces to exchange organs between citizens of both countries.”¹⁹

is biologically compatible to the second patient, and the second donor is biologically compatible to the first patient; (4) all donors and patients enter into a single agreement to donate and receive such organs; and (5) no valuable consideration is knowingly acquired, received, or otherwise transferred with respect to the organs.

¹⁵The vote in the House, on March 7, 2007 had 422 “yea” votes, 0 “nay” votes and 11 members were recorded as “not voting”). The subsequent vote in the House to reconcile the bill with the Senate version was taken (on December 4) under a procedure called “suspension of the rules” which is typically used to pass non-controversial bills. The vote on the “Motion to Suspend the Rules and Agree in the House” received 407 “yea” votes and 1 “nay”.

¹⁶<http://marketdesigner.blogspot.com/2017/10/global-kidney-exchange-endorsed-by.html>

¹⁷<http://apps.who.int/gb/statements/eb142/PDF/22/Italy-3.1.pdf>

¹⁸Many of the specific objections that have been raised to GKE are discussed in [Bozek et al. 2018]

¹⁹Similarly, when one of the authors (AER) presented an outline of this proposal at Covenant University in Nigeria, no issues of repugnance were raised, and two of the five Nigerian discussants said something to the effect of “Now I understand why G-d has given us two kidneys.”

There is thus reason to be cautiously optimistic that global kidney exchange may also overcome potential objections, in both the rich and poor nations that would be involved.

Notice that if an international exchange works perfectly—i.e. when all of the patients and donors involved have successful surgeries, excellent follow-up care, and are all restored to active, long-lasting good health—then it will be easy to see the exchange as just another example of the success of standard kidney exchange in which all patients are from the same country. But if the pair from the poor country were to return home and have bad health outcomes, it would look a lot like the badly arranged black market transactions, which are justly condemned. So to make kidney exchange work between developed and developing countries, exceptional care will have to be delivered to the developing-country donors and patients, particularly since patients in poor countries—like their compatriots who have never suffered from kidney disease—can be expected to have somewhat worse health outcomes than otherwise comparable people in rich countries, no matter what efforts are made to give them the best possible post-operative care.²⁰

These ethical/moral repugnance concerns lead to a number of practical design issues, which may play out differently in different countries.

First, the developing country will need a substantial medical infrastructure before it can reliably provide care for returning transplant patients and donors. This is one reason why initial pilot exchanges have begun between the U.S. and the Philippines (and the U.S. and Mexico), where the infrastructure for transplantation and postoperative care already exists, although treatment is beyond the means of a significant part of the population. In contrast, developing kidney exchange with Nigeria will depend on first establishing infrastructure not only to care for post-surgical patients, but to identify and care for patients with both chronic and end stage renal disease, so that candidates for exchange can even be identified in a systematic way. The requirements for developing infrastructure and financing continued care are closely related to the design of the financial flows, to be discussed below.

A second repugnance issue is that, at least so long as it remains a crime in the participating countries to purchase a kidney for transplant, the ethical and legal solicitation of foreign donors will have to be addressed. (In the United States, this concern sometimes arises for unrelated directed donors who have not had extensive prior connections to the

²⁰As of this writing (in June 2018) all of the foreign GKE patients and donors are in good health. The initial patient-donor pair from the Philippines, transplanted in January 2015, is presently in good health and receiving post-operative care as needed at home in the Philippines, funded from a \$50,000 escrow fund. The Mexican patient-donor pairs are under the care of Mexican physicians, whose costs are covered by Mexican health insurance.

intended recipient). Some countries may wish, at least initially, to adopt practices like those in Germany, which restrict donation to family members, or perhaps to others with whom the donor has a demonstrable connection (e.g. members of the same religious congregation.)

Note that, if our concern in this paper were only with American patients, global kidney exchange, with its costs of care for international patients, would likely be more expensive than other ways of increasing the number of donor kidneys available to Americans. (These avenues should also be pursued, of course). Some of these—like increasing the number of deceased donor kidneys—would not cover the full need for organs, but each viable organ is very valuable. Other avenues, like increasing the number of American donors by providing greater incentives to donate, may be repugnant and illegal under current American law. It seems likely that financial disincentives to donation could be reduced under current law, however. Each of these avenues is well worth exploring, and each has the prospect of helping save American lives and medical costs, but none of them would offer the prospect of extending the benefits of transplantation to international patients while accomplishing the domestic American goals.

This brings us back to the practicalities of financing kidney exchanges which include foreign patients and donors. It is not enough to observe that the process saves money because transplantation is so much cheaper than dialysis. It is also necessary to think about how these savings can be turned into payments to cover the different pattern of costs that would be incurred. In the United States, where each medical procedure often has to be individually paid for, new financial flows will be needed to cover the costs that transplant centers incur in transplanting international patients.²¹ New financial flows will be needed in the developing world, to cover both the direct costs of post-surgical care, and the costs of developing the infrastructure to provide care to the developing-world recipients and donors, not only after surgery in the United States, but also beforehand, during the process of identifying candidates and matching them as necessary to American patient-donor pairs or waiting list recipients. The proposal considered here can also be used to increase the surgical infrastructure in the developing world, as the logistics are organized to allow some of the GKE surgeries involving developing world patients and donors to be financed in the U.S. but conducted in the developing world.²²

²¹The design of financial flows may be easier in host countries with single-payer healthcare systems, in which the savings from dialysis are accrued by the same organization that pays for the relevant surgeries.

²²In Mexico, the initial global kidney exchanges involving Mexican patients has led to the establishment of a domestic kidney exchange clearinghouse called Pro-Renal [see <http://www.pro-renal.com/alanzas/global-kidney-exchange/> and <https://marketdesigner.blogspot.com/2018/05/kidney-exchange-takes-another-step.html>].

4 Designing the financing

The question of how to deploy the savings from transplantation in developed countries to fund the costs of transplantation for citizens of developing nations will be central to realizing the potential of global kidney exchange to be self-funding. The design of these financial flows may be among the most difficult design issues facing the proposal. (Even as kidney exchange has grown in the United States, some aspects of the financial transactions between hospitals and payers continue to cause unnecessary frictions, see e.g.[Rees et al. 2012], but because there are already financial mechanisms in place to fund surgeries, these difficulties have mostly been surmountable.)

Since much of the savings from global kidney exchange in the U.S. would accrue to Medicare, a natural thought is that payments to cover the foreign patients and donors would come from Medicare. But Medicare is a complicated mix of legislation and bureaucracy, and the project of allowing new costs to be billed to Medicare—costs involving foreign patients—might be too difficult to achieve.²³

The new costs of surgery and postoperative care for patients and donors will fall on individual transplant centers in both the developed and developing world. While Medicare has well established ways of reimbursing transplant centers for the care of patients with Medicare coverage, none of the foreign patients and donors will fall under Medicare’s responsibility. So without a substantial change in Medicare’s payment authority—which is not impossible, but would involve substantial new legislation—we do not anticipate that the savings to Medicare can easily be translated into payments from Medicare to the transplant centers for the care of foreign patients and donors.

Other avenues for payments may be easier to arrange. Recall that, for patients who have private insurance in the U.S., the first 33 months of dialysis are covered by their insurer. Consequently, the savings to private insurers and particularly to self-insuring companies from transplanting a patient about to begin dialysis could fund the expenses of the foreign patients (e.g. the costs of all evaluation, preparation and surgery, and a fund held in escrow to pay for future care at home²⁴). This particular flow of funds might involve prioritising patients

²³Even for American patients, Medicare payments are often restricted in counterproductive ways. For example, for covered patients Medicare pays the full cost of dialysis, and transplantation, but only pays for three years of immunosuppressive drugs following transplantation. A small number of patients, after running out of Medicare drug coverage, therefore lose their transplanted kidney and go back on dialysis, which Medicare then pays for, at much greater cost than that of the immunosuppressive drugs. (See e.g. <http://marketdesigner.blogspot.com/2013/03/federal-budgets-and-immunosuppressive.html>)

²⁴For American patients, insurance for adverse outcomes related to either the recipient’s transplantation or their living donor’s nephrectomy is included in the transplant recipient’s medical insurance or Medicare

to be included in an exchange based in part on insurance status and expected savings. This might also arouse some repugnance, since these financial considerations presently play no role in kidney exchange matching algorithms, yet are the source of the savings that may be easiest to access to make it possible to include foreign patient-donor pairs in American exchange.

Infrastructure for caring for overseas patients in their home countries could perhaps be funded differently. Presently, the U.S. government, through USAID, helps developing nations combat infectious diseases (as well as some non-infectious disease health issues such as maternal and child health, nutrition—see Bureau for Global Health of the United States Agency for International Development, 2015). Support for global kidney exchange would fit well with the kind of enlightened self-interest that often helps build domestic coalitions in support of foreign aid: like aid to fight infectious diseases, it would address a pressing health issue in the recipient countries while at the same time providing some benefits to the donor country. Notice that the self-financing aspect of global kidney exchange would continue to apply to funds disbursed through USAID, even if Medicare itself cannot disperse those funds, since the savings to Medicare are savings to the same overall Federal budget that finances USAID. So funding through another part of the Federal budget would remove the need to dis-assemble and reassemble parts of Medicare protocol and authorizing legislation that might be too politically complicated to accomplish.

5 Concluding Remarks

Kidney transplants, which are presently the best treatment for end-stage kidney disease, are also the cheapest, and so including the developing world in the kidney exchanges that are becoming standard in many parts of the developed world offers the possibility of mutual aid. This is because transplantation is limited in both the developing and developed world, but for different reasons. In the developing world, resources for this kind of advanced medical treatment are in short supply. In the developed world, organs are in short supply. Kidney exchange already offers patients and those who love them the opportunity to receive transplants in ways that increases the supply of organs, and we have argued that extending these benefits to countries without the financial resources for transplantation can be self-financing.

We consider the Global Kidney Exchange proposal, which involves including only patient-donor pairs from the developing world, has already begun to be implemented on a very coverage. Adverse outcome insurance for foreign patients and donors will be an additional cost.

small scale ([Rees et al. 2017a] and [Carrillo 2017]), which has shown that the logistics are practical. We show here that this proposal could be self financing even when conducted on a large enough scale to reduce waiting times and hence dialysis costs for American patients. Furthermore, we show that the proposal would be self-financing in the steady state even up to a point when the waiting time for American patients is reduced so much that the average cost of dialysis becomes less than the cost of surgery.

We identify two main obstacles to practical implementation on a large scale. The first involves engineering the financial flows so that the new costs of care for foreign patients and donors could in fact be financed out of the (larger) savings from taking American patients off dialysis. The second involves addressing—in ways that command wide support and that avoid or ameliorate possible sources of repugnance—the ethical concerns that will arise in dealing with patients and donors from poorer countries, and making sure that they receive a level of care and of success comparable to the American patients and donors with whom they will exchange. We anticipate that it is feasible to satisfactorily resolve both of these issues.

References

- M. Akbarpour, S. Li, and S. Oveis Gharan. Thickness and information in dynamic matching markets. *Available at SSRN: <https://ssrn.com/abstract=2394319>*, 2017. 7
- R. Anderson, I. Ashlagi, D. Gamarnik, and A. E. Roth. Finding long chains in kidney exchange using the traveling salesman problem. *Proceedings of the National Academy of Sciences*, 112(3):663–668, 2015. doi: 10.1073/pnas.1421853112. URL <http://www.pnas.org/content/112/3/663.abstract>. 2
- I. Ashlagi and A. E. Roth. Free riding and participation in large scale, multi-hospital kidney exchange. *Theoretical Economics*, 9(3):817–863, 2014. ISSN 1555-7561. doi: 10.3982/TE1357. URL <http://dx.doi.org/10.3982/TE1357>. 2
- I. Ashlagi, D. S. Gilchrist, A. E. Roth, and M. A. Rees. Nead chains in transplantation. *American Journal of Transplantation*, 11(12):2780–2781, 2011a. ISSN 1600-6143. doi: 10.1111/j.1600-6143.2011.03800.x. URL <http://dx.doi.org/10.1111/j.1600-6143.2011.03800.x>. 4
- I. Ashlagi, D. S. Gilchrist, A. E. Roth, and M. A. Rees. Nonsimultaneous chains and dominos

- in kidney-paired donation—revisited. *American Journal of transplantation*, 11(5):984–994, 2011b. 4
- I. Ashlagi, D. Gamarnik, M. A. Rees, and A. E. Roth. The need for (long) chains in kidney exchange. Technical report, Operations Research, 2014. URL <http://www.nber.org/papers/w18202>. 2
- ASTS. ASTS position on global kidney exchanges. <http://asts.org/advocacy/position-statements#.WyWnfKdKg2w>, October 2017. 16
- D. Bozek, T. B. Dunn, C. S. Kuhr, C. L. Marsh, J. Rogers, S. E. Rees, L. Basagoitia, R. J. Brunner, A. E. Roth, O. Ekwenna, D. E. Fumo, K. D. Krawiec, K. J. E., J. Sindhvani, Puneetand Ortiz, M. Tan, S. R. Paloyo, J. D. Punch, and M. A. Rees. Complete chain of the first global kidney exchange transplant 4 and 3-yr follow-up. *European Urology Focus*, Forthcoming, 2018. 16
- I. Carrillo. Un puente de vida. <http://nwnoticias.com/#!/noticias/un-puente-de-vida>, April 2017. 16, 21
- J. Coresh and T. H. Jafar. Disparities in worldwide treatment of kidney failure. *The Lancet*, 385(9981):1926–1928, 2015. doi: 10.1016/S0140-6736(14)61890-0. URL [http://dx.doi.org/10.1016/S0140-6736\(14\)61890-0](http://dx.doi.org/10.1016/S0140-6736(14)61890-0). 1
- F. L. Delmonico and N. L. Ascher. Opposition to irresponsible global kidney exchange. *American Journal of Transplantation*, 17(10):2745–2746, 2017. doi: 10.1111/ajt.14473. URL <https://onlinelibrary.wiley.com/doi/abs/10.1111/ajt.14473>. 16
- J. C. Emond. Asts position on global kidney exchanges. <https://asts.org/news-and-publications/messages-from-the-asts-president#.WyWn6adKg2w>, October 2017. 16
- Fumo, D.E., V. Kapoor, L. Reece, S. Stepkowski, J. Kopke, S. Rees, C. Smith, A. Roth, A. Leichtman, and M. Rees. Improving matching strategies in kidney paired donation: the 7-year evolution of a web based virtual matching system. *American Journal of Transplantation*, May 2015. 2
- P. J. Held, F. McCormick, A. Ojo, and J. P. Roberts. A cost-benefit analysis of government compensation of kidney donors. *American Journal of Transplantation*, pages n/a–n/a,

2015. ISSN 1600-6143. doi: 10.1111/ajt.13490. URL <http://dx.doi.org/10.1111/ajt.13490>. 3
- B. Hippen. Debating organ procurement policy without illusions. *American Journal of Kidney Diseases*, pages –, 2015. ISSN 0272-6386. doi: <http://dx.doi.org/10.1053/j.ajkd.2015.05.013>. URL <http://www.sciencedirect.com/science/article/pii/S0272638615008379>. 3
- F. D. Irwin, A. F. Bonagura, S. W. Crawford, and M. Foote. Kidney paired donation: A payer perspective. *American Journal of Transplantation*, 12(6):1388–1391, 2015. doi: 10.1111/j.1600-6143.2012.03998.x. URL <https://onlinelibrary.wiley.com/doi/abs/10.1111/j.1600-6143.2012.03998.x>. 3
- K. D. Krawiec and M. A. Rees. Reverse transplant tourism. *77 Law & Contemporary Problems*, pages 145–173, 2014. 5
- S. Leider and A. E. Roth. Kidneys for sale: Who disapproves, and why? *American Journal of Transplantation*, 10(5):1113–1114, 2010. 5
- T. Liyanage, T. Ninomiya, V. Jha, B. Neal, H. Patrice, I. Okpechi, M. Zhao, J. Lv, A. Garg, J. Knight, A. Rodgers, M. Gallagher, S. Kotwal, A. Cass, and V. Perkovic. Worldwide access to treatment for end-stage kidney disease: a systematic review. *The Lancet*, 385: 1975–1982, 16–22 May 2015. 1, 3
- M. Niederle and A. E. Roth. Philanthropically funded heroism awards for kidney donors? *77 Law and Contemporary Problems*, pages 131–144, 2014. 5
- F. T. Rapaport and T. E. Starzl. The influence of organ supply and demand pressures upon the “primum non nocere” principle in living-donor transplantation. *Clinical transplants*, pages 348–349, 1994. URL <http://www.ncbi.nlm.nih.gov/pmc/articles/PMC2987623/>. 14
- M. A. Rees, J. E. Kopke, R. P. Pelletier, D. L. Segev, M. E. Rutter, A. J. Fabrega, J. Rogers, O. G. Pankewycz, J. Hiller, A. E. Roth, T. Sandholm, M. U. Ünver, and R. A. Montgomery. A nonsimultaneous, extended, altruistic-donor chain. *New England Journal of Medicine*, 360(11):1096–1101, 2009. doi: 10.1056/NEJMoa0803645. URL <http://dx.doi.org/10.1056/NEJMoa0803645>. PMID: 19279341. 2

- M. A. Rees, M. Schnitzler, E. Zavala, J. Cutler, A. Roth, F. Irwin, S. Crawford, and A. Leichtman. Call to develop a standard acquisition charge model for kidney paired donation. *American Journal of Transplantation*, 12:1392–1397, June 2012. 19
- M. A. Rees, T. B. Dunn, C. S. Kuhr, C. L. Marsh, J. Rogers, S. E. Rees, A. Cicero, L. J. Reece, A. E. Roth, O. Ekwenna, D. E. Fumo, K. D. Krawiec, J. E. Kopke, S. Jain, M. Tan, and S. R. Paloyo. Kidney exchange to overcome financial barriers to kidney transplantation. *American Journal of Transplantation*, 17(3):782–790, 2017a. ISSN 1600-6143. doi: 10.1111/ajt.14106. URL <http://dx.doi.org/10.1111/ajt.14106>. 1, 21
- M. A. Rees, S. R. Paloyo, A. E. Roth, K. D. Krawiec, O. Ekwenna, C. L. Marsh, A. J. Wenig, and T. B. Dunn. Global kidney exchange: Financially incompatible pairs are not transplantable compatible pairs. *American Journal of Transplantation*, 17(10):2743–2744, 2017b. doi: 10.1111/ajt.14451. URL <https://onlinelibrary.wiley.com/doi/abs/10.1111/ajt.14451>. 16
- P. P. Reese, N. Boudville, and A. X. Garg. Living kidney donation: outcomes, ethics, and uncertainty. *The Lancet*, 385(9981):2003–2013, 2015/08/06 2015. doi: 10.1016/S0140-6736(14)62484-3. URL [http://dx.doi.org/10.1016/S0140-6736\(14\)62484-3](http://dx.doi.org/10.1016/S0140-6736(14)62484-3). 14
- L. Ross, D. Rubin, M. Siegler, M. Josephson, J. Thistlethwaite, and E. Woodle. Ethics of a paired-kidney-exchange program. *New England Journal of Medicine*, 336(24)(19), 1997. URL <http://www.ncbi.nlm.nih.gov/pubmed/9180096>. 15
- A. E. Roth. Repugnance as a constraint on markets. *Journal of Economic Perspectives*, 21(3):37–58, 2007. doi: 10.1257/jep.21.3.37. URL <http://www.aeaweb.org/articles.php?doi=10.1257/jep.21.3.37>. 5
- A. E. Roth. Transplantation: One economist’s perspective. *Transplantation*, Volume 99 - Issue 2:pages 261–264, 2015. 2
- A. E. Roth, T. Sönmez, and M. U. Ünver. Kidney exchange. *The Quarterly Journal of Economics*, 119(2):457–488, 2004. doi: 10.1162/0033553041382157. URL <http://qje.oxfordjournals.org/content/119/2/457.abstract>. 2
- A. E. Roth, K. D. Krawiec, S. Paloyo, E. Obi, M. C. L., A. J. Wenig, T. B. Dunn, and M. A. Rees. People should not be banned from transplantation only because of their country of

- origin. *American Journal of Transplantation*, 17(10):2747–2748, 2017. doi: 10.1111/ajt.14485. URL <https://onlinelibrary.wiley.com/doi/abs/10.1111/ajt.14485>. 16
- C. M. Smith. Origin and uses of *primum non nocere*—above all, do no harm! *The Journal of Clinical Pharmacology*, Volume 45 Issue 4:pages 371–377, 2005. 14
- USRDS. United states renal data system, annual data report. 2017. 2, 3
- C. B. Wallis, K. P. Samy, A. E. Roth, and M. A. Rees. Kidney paired donation. *Nephrology Dialysis Transplantation*, 26(7):2091–2099, 2011. doi: 10.1093/ndt/gfr155. URL <http://ndt.oxfordjournals.org/content/26/7/2091.abstract>. 2
- A. C. Wiseman and J. S. Gill. Financial incompatibility and paired kidney exchange: Walking a tightrope or blazing a trail? *American Journal of Transplantation*, 17(3):597–598, 2017. ISSN 1600-6143. doi: 10.1111/ajt.14183. URL <http://dx.doi.org/10.1111/ajt.14183>. 16

Appendices

A Comparison to a Simple Static Model

We set up and analyze a very simple static model and compare it with the dynamic steady-state model that we discussed earlier. There is a mass m of domestic pairs. The mass of domestic pairs who find and exchange with a match within this pool is determined by matching function $\rho : \mathbb{R}_+ \rightarrow [0, 1]$; suppose $\rho(m)$ is the mass of such pairs. The transplant cost per unit mass of pairs is s . The unmatched pairs (with mass $m - \rho(m)$) would go under dialysis, the cost of which is d per unit mass of pairs.

The planner is given an option of choosing a parameter $\lambda \in [0, \bar{\lambda}]$ and letting a fraction λm of international pairs to participate in the market in the following way. After the domestic exchanges are made, the planner searches for exchange possibilities between international pairs and domestic pairs. Suppose that a matching function $\eta(x, y)$ determines the fraction of domestic pairs who exchange with a compatible international pair at the end of the search process, where x, y denote the mass of participating pairs in the domestic and international pools, respectively.

Total health care costs as function of λ can then be written as

$$\mathbf{C}(\lambda) = s \cdot \left(\rho(m) + \eta(m - \rho(m), \lambda m) \right) + d \cdot \left(m - \rho(m) - \eta(m - \rho(m), \lambda m) \right).$$

Suppose the planner's problem is finding $\lambda \in [0, \lambda^*]$ to minimize $\mathbf{C}(\lambda)$. We denote the minimizer by λ^* . It is not hard to see that if $d < 2s$, then $\lambda^* = 0$, and otherwise, $\lambda^* = \bar{\lambda}$.²⁵ In other words, let \bar{C}_{sta} denote the expected healthcare costs for a domestic pair conditioned on not finding a domestic match. Then, $\lambda^* > 0$ iff $\bar{C}_{\text{sta}} \geq 2s$.

Does the same insight carries over in the dynamic model? The answer is negative. In what follows, we go over two aspects of the cost-benefit analysis that are missed in the static model, but captured in the dynamic model. To understand these aspects better, we go through a thought experiment where the planner is investigating whether increasing the (previously set) value of λ would decrease the total healthcare costs.

The first missing aspect in the static analysis is that it does not consider the “option-value” of the domestic pairs. By allowing an exchange between a domestic and an international pair, the planner could be eliminating a future exchange between domestic pairs. In other words, by increasing λ the planner is making the domestic pool thinner, which could

²⁵This holds under natural monotonicity conditions on ρ, η : they should be increasing in their arguments.

reduce the number of future domestic exchanges. This explains why the answer to the question in the last paragraph is negative. To be more precise, let $\bar{C}_{\text{dyn}}(\lambda)$ denote the expected healthcare costs of a domestic pair (in the dynamic model) conditioned on not finding a match upon arrival. Even when the condition $\bar{C}_{\text{dyn}}(\lambda) > 2s$ holds in the dynamic model, increasing λ could increase the total healthcare costs, $\mathbf{C}(\lambda)$. As we explained earlier, the reason is the option-value of keeping the domestic pairs in the pool.

The second aspect is that the cost-benefit analysis of the static model only accounts for the expected dialysis cost of unmatched pairs, unlike the analysis of the dynamic model which also accounts for the role of expected surgery costs. As we elaborate next, this comes with significant consequences. Let us write

$$\bar{C}_{\text{dyn}}(\lambda) = \bar{D}_{\text{dyn}}(\lambda) + \bar{S}_{\text{dyn}}(\lambda) + \bar{S}_{\text{dyn},i}(\lambda),$$

where $\bar{D}_{\text{dyn}}(\lambda)$, $\bar{S}_{\text{dyn}}(\lambda)$ and $\bar{S}_{\text{dyn},i}(\lambda)$ respectively denote for a domestic pair who does not find a match upon arrival, its expected dialysis cost, its expected surgery cost, and the expected surgery cost paid for an international pair who participates in an exchange with this domestic pair. The term $\bar{D}_{\text{dyn}}(\lambda)$ is decreasing in λ , intuitively because patients in the domestic pool spend less time on dialysis for higher λ . This creates a force that works against increasing λ . On the other hand, the term $\bar{S}_{\text{dyn},i}(\lambda)$ is increasing in λ , intuitively because the chance of an exchange with an international pair goes up with λ .²⁶ As this chance goes up, the planner becomes more willing to arrange an earlier exchange with an international pair to avoid the dialysis cost of the domestic pair. This creates a force that works in favor of increasing λ (which we discussed also earlier). Such a force is absent in the static model. It is noteworthy that since the discussed forces push λ in opposite directions, the optimal values of λ in the dynamic and static model would be incomparable in general, i.e., neither is an upper or lower bound for the other one.

B Uniqueness and differentiability of solutions

We prove the following lemmas before proving [Proposition 2.1](#).

Lemma B.1. *The solution to (2.1) and (2.2) is unique when $m > 0$ and $0 < \lambda < 1$.*

Proof of Lemma B.1. We use a change of variables to simplify notation. Let $X = e^{-\gamma x}$ and

²⁶It is true that $\bar{S}_{\text{dyn}}(\lambda) + \bar{S}_{\text{dyn},i}(\lambda)$ also is increasing in λ . We based our argument on the second summand only for expositional simplicity.

$Y = e^{-\gamma y}$. This lets us rewrite (2.1) and (2.2) respectively as

$$XY = (1 + \lambda)(1 - X) - \frac{\log X}{m\gamma}, \quad (\text{B.1})$$

$$\lambda X = (1 - Y)X - \frac{\log Y}{m\gamma}. \quad (\text{B.2})$$

Let (X_m^*, Y_m^*) denote the solution to the system of equations given by (B.1) and (B.2) (for a particular value of m). Later we will prove the existence and uniqueness of such solution.

We start by finding X in terms of Y . From (B.2) we get

$$X = -\frac{\log Y}{m\gamma(Y + \lambda - 1)}. \quad (\text{B.3})$$

Plugging the above equation in (B.1) and rearranging gives

$$\begin{aligned} & (-\log Y) \cdot (1 + \lambda + Y) \\ &= m\gamma \cdot (1 + \lambda)(Y + \lambda - 1) - \log \left(-\frac{\log Y}{m\gamma(Y + \lambda - 1)} \right) (Y + \lambda - 1). \end{aligned} \quad (\text{B.4})$$

Claim B.2. *Equation (B.4) has a unique solution, which we denote by Y_m^* .*

Proof. Note that (B.3) is suggesting that $Y > 1 - \lambda$, since $X < 0$ otherwise. (Also, (B.4) is well-defined only when $Y > 1 - \lambda$.) We conjecture that this is always the case and proceed the proof assuming that $Y > 1 - \lambda$. In the end, the proof confirms that this is indeed the case.

Let $L(Y), R(Y)$ be functions denoting the left-hand side and the right-hand side of (B.4) (as a function of Y), respectively. We will show that $L(Y)$ is strictly decreasing in Y and $R(Y)$ is strictly increasing in Y . Then, we will use this to prove the existence and the uniqueness of the solution, Y_m^* .

$L(\cdot)$ is strictly decreasing. We show that $L(Y)$ is strictly decreasing in Y , for $Y \in (1 - \lambda, 1)$. To this end, we will show that $L'(Y) > 0$. See that

$$-L'(Y) = 1 + \frac{1 + \lambda}{Y} + \log Y.$$

It is straight-forward to verify that the right-hand side of the above equation is a concave function of Y , and therefore, the claim is proved if we show that both $-L'(1 - \lambda) > 0$ and

$-L'(1) > 0$ hold. Note that $-L'(1) = 2 + \lambda > 0$. It remains to show that $-L'(1 - \lambda) > 0$. See that

$$-L'(1 - \lambda) = 1 + \frac{1 + \lambda}{1 - \lambda} + \log(1 - \lambda).$$

Now, note that

$$-\log(1 - \lambda) = \log \frac{1}{1 - \lambda} < \frac{1}{1 - \lambda},$$

since $z < e^z$ for all z . Therefore, $\frac{1+\lambda}{1-\lambda} + \log(1 - \lambda) > 0$, which means that $-L'(1 - \lambda) > 0$. The concavity of $-L'$ then implies that L is strictly decreasing in Y , for $Y \in (1 - \lambda, 1)$.

$R(\cdot)$ is strictly increasing. To prove this, we write

$$\begin{aligned} R(Y) &= (Y + \lambda - 1) \cdot \left(m\gamma \cdot (1 + \lambda) - \log \left(-\frac{\log Y}{m\gamma(Y + \lambda - 1)} \right) \right) \\ &= (Y + \lambda - 1) \cdot (m\gamma \cdot (1 + \lambda) - \log(-\log Y) + \log(m\gamma) + \log(Y + \lambda - 1)). \end{aligned} \quad (\text{B.5})$$

From this representation it becomes clear that, since the terms $Y + \lambda - 1$ and $-\log(-\log Y)$ are increasing in Y , then the function $R(Y)$ is also increasing in Y .

Next, we use the fact that $L(\cdot)$ and $R(\cdot)$ are strictly monotone (i.e. strictly decreasing and strictly increasing, respectively) to prove that (B.4) has a unique solution. Note that if (B.4) has a solution, its uniqueness is guaranteed by strict monotonicity. It remains to show the existence of the solution.

The functions $L(\cdot)$ and $R(\cdot)$ cross. Next, we show that there exists $Y_m^* \in (1 - \lambda, 1)$ which solves (B.4). A straight-forward calculation shows that

$$\begin{aligned} \lim_{Y \rightarrow (1-\lambda)^+} L(Y) &= -2\log(1 - \lambda) > 0, \\ \lim_{Y \rightarrow (1)^-} L(Y) &= 0, \\ \lim_{Y \rightarrow (1-\lambda)^+} R(Y) &= 0, \\ \lim_{Y \rightarrow (1)^-} R(Y) &= +\infty. \end{aligned}$$

The above limits, together with the strict monotonicity of the functions L, R prove the claim. \square

Given the uniqueness of Y_m^* , the uniqueness of X_m^* is implied by (B.3). \square

Lemma B.3. *The solution to (2.1) and (2.2) is unique when $m > 0$ and $\lambda = 0$.*

Proof. Observe that, at $\lambda = 0$, the LHS of (2.2) is equal to 0. (2.2) then implies that y must be equal to 0. The system of equations then reduces to

$$m\bar{\mu}(x) = m\mu(x) + x.$$

Denote the left-hand and right-hand side of the above equation (as a function of x) by $L(x), R(x)$, respectively. Observe that $L(x)$ is strictly decreasing, while the $R(x)$ is strictly increasing. Therefore, uniqueness of the solution is guaranteed when a solution exists. To prove existence, observe that

$$\begin{aligned} L(0) &= m, \\ \lim_{X \rightarrow \infty} L(X) &= 0, \\ R(0) &= 0, \\ \lim_{X \rightarrow \infty} R(X) &= +\infty. \end{aligned}$$

The above equations, together with continuity of L, R prove the existence of at least one solution to the system of equations. This concludes the proof. \square

Proof of Proposition 2.1. The uniqueness of solution is implied by Lemma B.1 and Lemma B.3. It remains to prove that the functions $x(\lambda), y(\lambda)$ are continuously differentiable (in λ). The proof is done by applying the Implicit Function Theorem. First, we rewrite the system defined by (2.1) and (2.2) as

$$F(\lambda, x, y) = (0, 0), \tag{B.6}$$

where $F : \mathbb{R}^3 \rightarrow \mathbb{R}^2$ is defined as

$$F(\lambda, x, y) \equiv (F_1(\lambda, x, y), F_2(\lambda, x, y)),$$

with

$$\begin{aligned} F_1(\lambda, x, y) &\equiv m\bar{\mu}(x)\bar{\mu}(y) - m(1 + \lambda)\mu(x) - x, \\ F_2(\lambda, x, y) &\equiv \lambda m\bar{\mu}(x) - m\bar{\mu}(x)\mu(y) - y \end{aligned}$$

Note that by [Lemma B.3](#), there exists a unique solution satisfying [\(B.6\)](#). Second, observe that the Jacobian

$$J_{F,(x,y)}(\lambda, \mathbf{x}(\lambda), \mathbf{y}(\lambda)) = \begin{pmatrix} \frac{\partial F_1}{\partial x}(\lambda, \mathbf{x}(\lambda), \mathbf{y}(\lambda)) & \frac{\partial F_1}{\partial y}(\lambda, \mathbf{x}(\lambda), \mathbf{y}(\lambda)) \\ \frac{\partial F_2}{\partial x}(\lambda, \mathbf{x}(\lambda), \mathbf{y}(\lambda)) & \frac{\partial F_2}{\partial y}(\lambda, \mathbf{x}(\lambda), \mathbf{y}(\lambda)) \end{pmatrix}$$

is invertible at any $\lambda \in [0, 1]$. We prove this by showing that the determinant of the matrix

$$J_{F,(x,y)}(\lambda, \mathbf{x}, \mathbf{y}) = \begin{pmatrix} \frac{\partial F_1}{\partial x}(\lambda, \mathbf{x}, \mathbf{y}) & \frac{\partial F_1}{\partial y}(\lambda, \mathbf{x}, \mathbf{y}) \\ \frac{\partial F_2}{\partial x}(\lambda, \mathbf{x}, \mathbf{y}) & \frac{\partial F_2}{\partial y}(\lambda, \mathbf{x}, \mathbf{y}) \end{pmatrix}$$

is equal to

$$e^{-2\gamma(\mathbf{x}+\mathbf{y})} (2\gamma^2 m^2 e^{\gamma\mathbf{y}} + \gamma(\lambda + 1)m e^{\gamma(\mathbf{x}+2\mathbf{y})} + 2\gamma m e^{\gamma(\mathbf{x}+\mathbf{y})} + e^{2\gamma(\mathbf{x}+\mathbf{y})}),$$

which is always greater than 0 for any $\lambda \in [0, 1]$. For brevity, we exclude the algebraic computations for computing this determinant; these calculations are done in File “GKE-det.m”.

For any $\lambda \in [0, 1]$, the implicit function theorem therefore implies that there exists an open set $I = (\alpha, \beta)$ containing λ and a unique continuously differentiable function $g : \mathbb{R} \rightarrow \mathbb{R}^2$ such that $F(\lambda', g(\lambda')) = 0$ for all $\lambda' \in I$.²⁷ This fact, together with [Lemma B.1](#) and [Lemma B.3](#), conclude the proof. \square

C Proofs for Theorems 2.2 and 2.3

Proof of [Theorem 2.2](#). Let d be the average dialysis cost per patient per unit of time and s denote the surgery cost per patient. The proof is based on the balance equations. Recall that:

$$m\bar{\mu}(x)\bar{\mu}(y) = m(1 + \lambda)\mu(x) + x, \tag{C.1}$$

$$\lambda m\bar{\mu}(x) = m\bar{\mu}(x)\mu(y) + y. \tag{C.2}$$

²⁷When applying the Implicit Function Theorem on the endpoints of the interval $[0, 1]$, we should extend the domain of F in the natural way to allow for values of λ slightly lower and higher than 1, respectively.

Let $x(\lambda), y(\lambda)$ denote the solution to the above system as a function of λ . Therefore, the total healthcare costs could be written as

$$\mathbf{C}(\lambda) = d \cdot x(\lambda) + s \cdot [(\lambda + 1)m - (x(\lambda) + y(\lambda))].$$

We then can write

$$\begin{aligned} \mathbf{D}(\lambda) &\equiv \mathbf{C}(\lambda) - \mathbf{C}(0) \\ &= d \cdot (x(\lambda) - x(0)) + s \cdot [\lambda m - x(\lambda) - y(\lambda) + x(0)] \end{aligned}$$

From the above equation, we can compute the derivative of $\mathbf{D}(\lambda)$ at $\lambda = 0$.

$$\mathbf{D}'(0) = d \cdot x'(0) + s \cdot [m - x'(0) - y'(0)].$$

We simplify the above equation further. Let θ be the ratio of average dialysis cost per person to the average surgery cost per person at $\lambda = 0$, i.e. $\theta = \frac{x(0)d}{sm}$. We therefore can rewrite the above equation in terms of θ, s as follows

$$\mathbf{D}'(0) = \theta sm \cdot \frac{x'(0)}{x(0)} + s \cdot [m - x'(0) - y'(0)]. \quad (\text{C.3})$$

In the rest of the proof, we will show that $\mathbf{D}'(0) < 0$, for all $m > m_\gamma$, where m_γ is a constant that will be set in the end of the proof. The proof is straight-forward. We compute closed-form expressions for $x'(0)$ and $y'(0)$. This is done by taking total derivatives from (C.1) and (C.2) with respect to λ , and solving the resulting 2×2 system of equations. While it is possible to do this manually, we use Mathematica to derive the closed-form expressions. Our calculations are summarized in the file ‘‘GKE-1.m’’. To avoid heavy notation, we plug the solutions for $x'(0)$ and $y'(0)$ directly into (C.3), which results in the following expression:

$$\begin{aligned} \frac{x\mathbf{D}'(0)}{s} &= \\ x \left(-\frac{m}{\gamma m + e^{\gamma x}} + \frac{me^{\gamma x}(\gamma m + e^{\gamma x} - 1)}{(\gamma m + e^{\gamma x})(2\gamma m + e^{\gamma x})} + m \right) &- \frac{\theta m^2 e^{\gamma x}(\gamma m + e^{\gamma x} - 1)}{(\gamma m + e^{\gamma x})(2\gamma m + e^{\gamma x})}. \end{aligned} \quad (\text{C.4})$$

where we have used x to denote $x(0)$ to simplify notation. To finish the proof, note that first

term in the right hand side is $xm + o(xm)$, and the second term in the right-hand side is

$$-\left(\frac{\theta m e^{\gamma x}}{2\gamma} + o\left(\frac{\theta m e^{\gamma x}}{2\gamma}\right)\right).$$

(To make this observation, it is crucial to note that $e^{\gamma x} = o(m)$.) Therefore, the right-hand side of (C.4) is always negative for large enough m when $x < \frac{\theta e^{\gamma x}}{2\gamma}$, or equivalently, when

$$\frac{2\gamma x}{e^{\gamma x}} < \theta.$$

Now, note that

$$\lim_{m \rightarrow \infty} e^{-\gamma x} = \frac{1}{2}, \quad \lim_{m \rightarrow \infty} x = \gamma^{-1} \cdot \ln(2),$$

which imply

$$\lim_{m \rightarrow \infty} \frac{2\gamma x}{e^{\gamma x}} = \ln(2). \quad (\text{C.5})$$

Therefore, the right-hand side of (C.4) is negative for large enough m , whenever $\theta > \ln(2)$. In other words, we can set m_γ so that the right-hand side of (C.4) is negative for all $m > m_\gamma$, whenever $\theta > \ln(2)$.

The tightness of constant $\ln(2)$ is implied directly from the above analysis: the right-hand side of (C.4) is negative for sufficiently large m if θ is a constant smaller than the right-hand side of (C.5). \square

Next, we state and prove a more general theorem than [Theorem 2.3](#). We will verify that [Theorem 2.3](#) is a direct corollary of the following theorem.

Theorem C.1. *Fix $\gamma > 0$. Then, for any $m > 0$ there exists a strictly decreasing and continuous function $f_m : \mathbb{R}_+ \rightarrow \mathbb{R}$ such that for any $\lambda \in [0, 1]$, $\mathbf{C}'(\lambda) < 0$ holds iff $\Theta(\lambda) > f_m(\lambda)$. Furthermore, for any constant $\epsilon > 0$, there exists a constant m_ϵ such that for all $m > m_\epsilon$, $f_m(0) < \ln(2) + \epsilon$.*

We will provide an example and an intuitive discussion of [Theorem C.1](#) after stating the proof. We will also discuss a natural economic interpretation for the function f_m : it is in fact equal to the marginal change (for a change in λ) in the average number of surgeries per domestic pair to the semi-elasticity (with respect to λ) of the average dialysis time per domestic pair.

Proof of Theorem C.1. The proof is quite similar to the proof of Theorem 2.2. We compute $\mathbf{C}'(\lambda)$ for all λ . ($\mathbf{C}'(0)$ is defined as the right derivative, which would coincide with $\mathbf{D}'(0)$, used in the proof of Theorem 2.2)

This is done by taking total derivatives from (C.1) and (C.2) with respect to λ and solving the resulting 2×2 system of equations. This gives

$$\mathbf{C}'(\lambda) = \frac{m(\gamma m + e^{\gamma(x_\lambda + y_\lambda)} - e^{\gamma y_\lambda})(e^{\gamma x_\lambda}(2x - m\theta) + 2\gamma m x)}{x(2\gamma^2 m^2 + \gamma(\lambda + 1)m e^{\gamma(x_\lambda + y_\lambda)} + 2\gamma m e^{\gamma x_\lambda} + e^{\gamma(2x_\lambda + y_\lambda)})}$$

where we use x to denote $x(0)$ and use x_λ, y_λ to denote $x(\lambda), y(\lambda)$. For brevity, we suppress the algebraic calculations that derive this equality. The Mathematica file “GKE-2.m” contains the details. Observe that the denominator of the right-hand side is always positive. The numerator is negative iff

$$(e^{\gamma x_\lambda}(2x - m\theta) + 2\gamma m x) < 0.$$

Equivalently, the numerator is negative iff

$$\theta > \frac{2\gamma x}{e^{\gamma x_\lambda}} + \frac{2x}{m}.$$

Using the fact that $\Theta(\lambda) = \theta \cdot \frac{x_\lambda}{x}$, we can rewrite the above condition as

$$\Theta(\lambda) > \frac{2\gamma x_\lambda}{e^{\gamma x_\lambda}} + \frac{2x_\lambda}{m}.$$

The function $f(\lambda)$ (defined in the theorem statement) is then defined as the right-hand side of the above inequality, i.e.

$$f(\lambda) \equiv \frac{2\gamma x_\lambda}{e^{\gamma x_\lambda}} + \frac{2x_\lambda}{m}. \tag{C.6}$$

It remains to prove that the claimed properties for f hold. To see why $\lim_{m \rightarrow \infty} f(0) = \ln(2)$, recall (C.5) from the proof of Theorem 2.2, where we essentially prove this claim. It remains to show that

It remains to show that f is strictly decreasing in λ . There are two summands in the right-hand side of (C.6). The second summand is clearly strictly decreasing in λ . It remains to prove that the first summand, which we denote by $g_m(\lambda)$, is strictly decreasing in λ . We

simply take the derivative with respect to λ . From “GKE-3.m”, we have that

$$g'(\lambda) = \frac{m(\gamma x_\lambda - 1) (\gamma m + e^{\gamma(x_\lambda + y_\lambda)} - e^{\gamma y_\lambda})}{2\gamma^2 m^2 + \gamma(\lambda + 1)m e^{\gamma(x_\lambda + y_\lambda)} + 2\gamma m e^{\gamma x_\lambda} + e^{\gamma(2x_\lambda + y_\lambda)}}$$

Observe that $g'(\lambda) < 0$ iff $\gamma x_\lambda - 1 < 0$. But this condition is always satisfied because

$$\gamma x_\lambda - 1 \leq \gamma x - 1 < \ln(2) - 1.$$

To see why the last inequality holds, recall the balance equation $m(2e^{-\gamma x} - 1) = x$, which implies $2e^{-\gamma x} - 1 > 0$, and therefore $\gamma x < \ln(2)$. \square

Proof of Theorem 2.3. The proof follows from Theorem C.1 and the fact that f_m is a decreasing function. \square

Next, we provide an example that helps to better understand Theorem C.1.

Example Figure 4 illustrates statistics concerning an instance of the problem with $m = 10, \gamma = 1, \theta = 1$. The percentage of reduction in total healthcare costs in terms of λ is given in Figure 4(a). Figure 4(b) demonstrates how the interaction of $\Theta(\lambda)$ with $f_m(\lambda)$ is related to $\mathbf{C}'(\lambda)$. At $\lambda = 0$, $\Theta(0) = 1$ and $f_m(0) = 0.8$, and therefore by Theorem C.1, $\mathbf{C}'(0) > 0$ must hold because $\Theta(0) > f_m(0)$. This is indeed the case, as shown in Figure 4(a). As λ increases, $\Theta(\lambda)$ decreases, but so does $f_m(\lambda)$. These functions intersect at $\lambda^* \approx 0.4$, where $\mathbf{C}'(\lambda^*) = 0$. GKE(λ), however, continues to be self-financing even for higher values of λ so long as $\lambda < \bar{\lambda}$, where $\bar{\lambda} \approx 0.87$; this is observable in Figure 4(a). It is also worth pointing out that $\Theta(\lambda^*) \approx 0.6$. Not surprisingly, this number is smaller than $\ln(2) \approx 0.69$, which is the (sufficient) bound given by Theorem 2.3.

D For Online Publication: Computational Experiments

In this section we complete the comparison of the continuum model and its counterpart discrete model by providing the simulation results for the discrete model in Subsection D.1. We also compare our closed-form solutions to the discrete model (derived in our addendum) with the values obtained from our simulations and observe that when the large market assumption is met, the closed-form solutions provide a reasonable approximation.

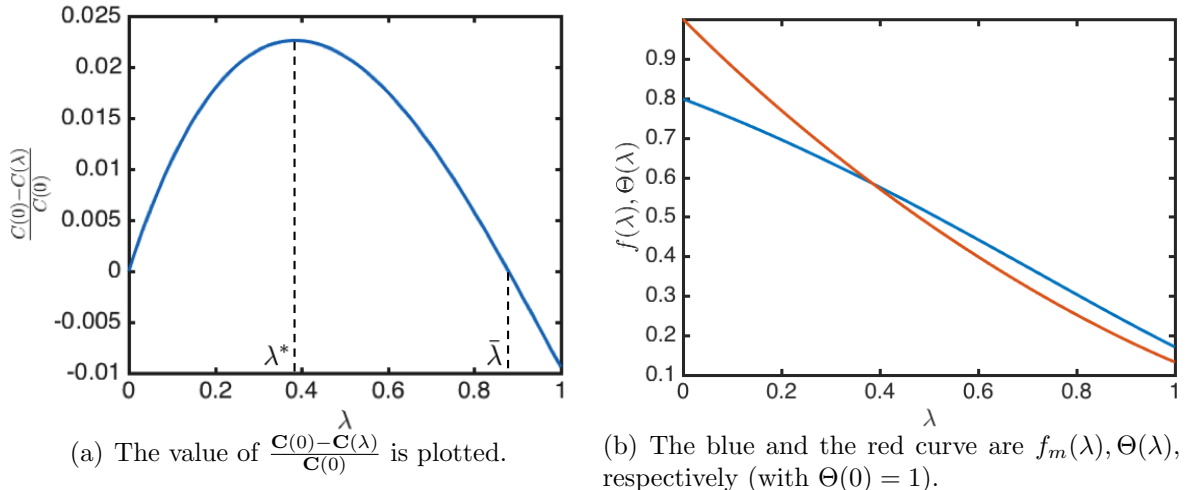


Figure 4: Reduction of healthcare costs in λ .

Simulation instances. We ran our simulations on two instances of the market. Each instance is characterized by parameters m, d, θ , which are interpreted as follows. Domestic and international pairs arrive according to independent poisson processes with rates $m, \lambda m$. Any two pairs (domestic or international) are compatible with probability $p = d/m$, independently. (One can interpret d as the average degree in the domestic pool if no matches are ever made.) Given these parameters, we plot several characteristics of the market for λ varying from 0 to 1 with increments of 0.05. In both instances we assume $\theta = 1$, i.e. the average cost of dialysis per person per life is equal to the surgery cost per person. This is not a crucial assumption and we observe the same results in our simulations for any $\theta > \ln 2$ (see Theorem 2.2).

Closed-form solutions. In our addendum, we show that the expected size of the domestic and international pools in the steady-state are approximately $\ln\left(\frac{2}{1+\lambda}\right) \frac{m}{d}$ and $\ln\left(\frac{1}{1-\lambda}\right) \frac{m}{d}$, respectively, where our approximation notion suppresses lower order terms that relatively vanish as the term m/d goes to infinity. Roughly speaking, our closed-form solutions work well when m is sufficiently large, and d is sufficiently small relative to m . In what follows we compare our closed-form solutions with the values obtained from simulating the stochastic process and observe that our closed-form solution becomes more accurate as m/d grows.

D.1 A simulation with $m = 1000, d = 10$

Consider a market with $m = 1000$ and $d = 10$. Note that having $d = 10$ does not mean that the average degree of each arriving node is 10; rather, the average degree would be 10 if no matches are made at all. When matches are formed greedily, as we will see in the simulations, the domestic pool has an average size close to $\ln\left(\frac{2}{1+\lambda}\right) \cdot \frac{m}{d}$, which means the average degree of each arriving node in the domestic pool would be about $\ln\left(\frac{2}{1+\lambda}\right)$.

We run our simulation in 21 scenarios with λ varying from 0 to 1 with increments of 0.05. In each scenario, we simulated the system for 10,000 events, i.e. 10,000 arrivals or departures. Each scenario takes between 150 to 300 rounds. This period is long enough to observe convergence in the average of the random variables that we study.

Average (domestic) pool size. Figure 5 plots the average pool size observed in simulations as well as the average pool size that we predict theoretically.

Dialysis and surgery costs. Figure 6 plots the surgery and dialysis costs. This figure is suggesting that the average dialysis cost is a convex function of λ , which is also confirmed by our closed-form estimates. On the other hand, the surgery cost is almost a linear function of λ . Putting these two facts together shows the existence of a threshold λ^* below which the GKE proposal is self-financing. This is clarified further in Figure 7, where the difference between the reduction in the dialysis cost and the surgery cost is plotted as a function of λ . We used the data of this figure in Figure 3 as well, where it was compared the analytical solution to the continuum model.

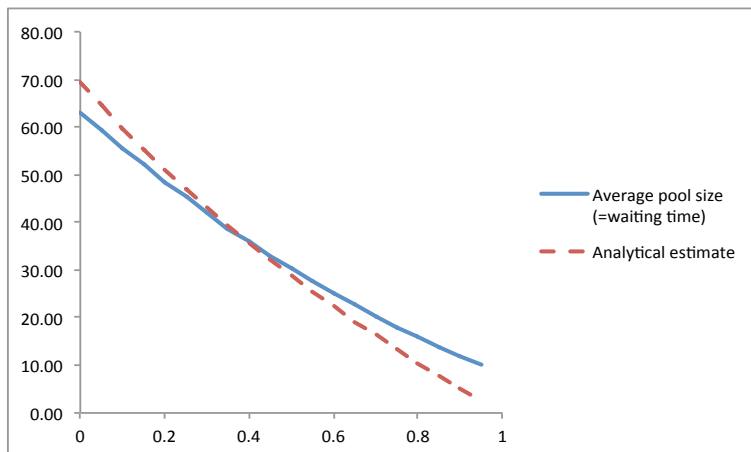


Figure 5: The observed average pool size compared to the analytical estimate $\ln\left(\frac{1+\lambda}{2}\right) \cdot \frac{m}{d}$.

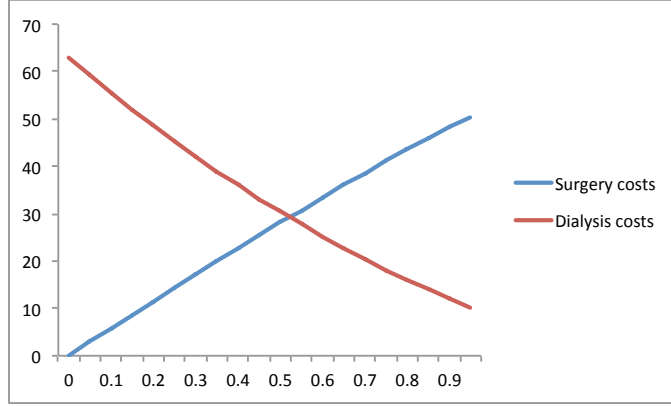


Figure 6: Convexity of the dialysis cost and linearity of the international patients’ transplant costs.

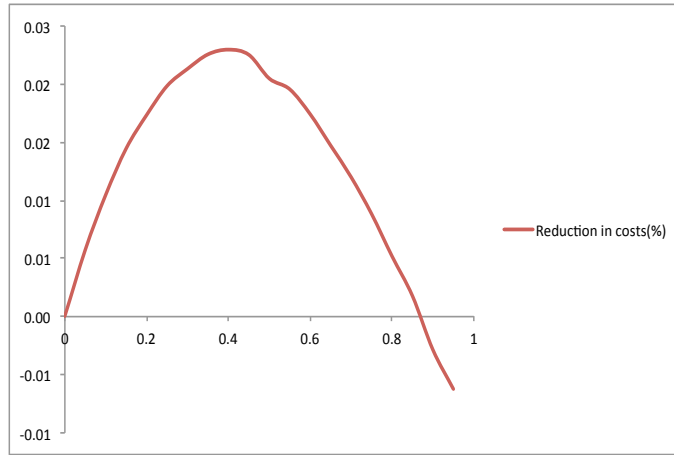


Figure 7: The amount of reduction in the healthcare costs.

D.2 A simulation with $m = 10,000$, $d = 50$

Next, we consider a market with $m = 10000$ and $d = 50$. Figure 8 plots the average pool size observed in simulations as well as the average pool size that we predict theoretically. We observe that our closed-form approximations are more accurate here as m is larger and d is smaller relative to m . Figure 9 plots the surgery and dialysis costs. Figure 10 plots the percentile of reduction in total healthcare costs, i.e. $\frac{C(0)-C(\lambda)}{C(0)}$.

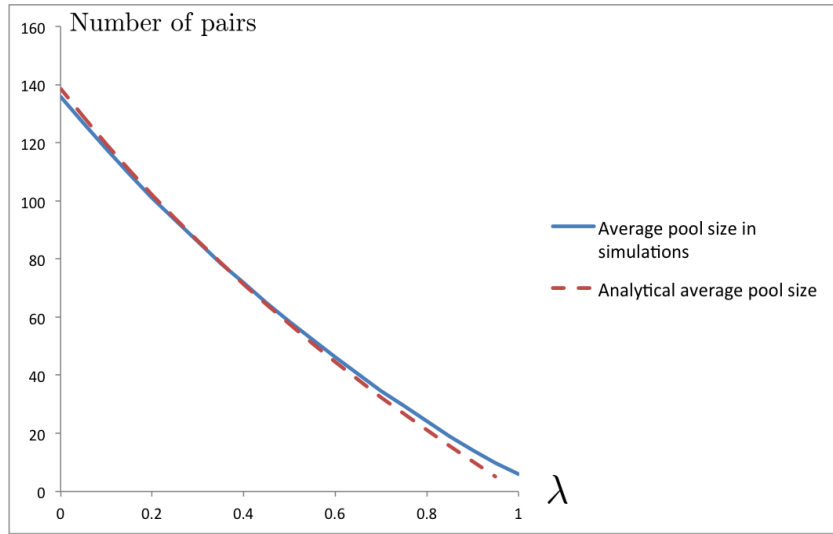


Figure 8: The observed average pool size is very close to our analytical estimate $\ln\left(\frac{1+\lambda}{2}\right) \cdot \frac{m}{d}$.

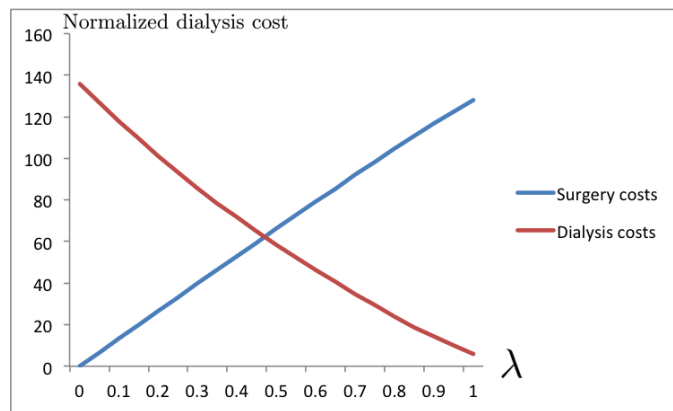


Figure 9: The dialysis cost and international patients' transplant cost are respectively a convex and (almost) linear function of λ . The measure on the vertical axis is *normalized dialysis cost*, i.e. dialysis cost per patient per time unit.

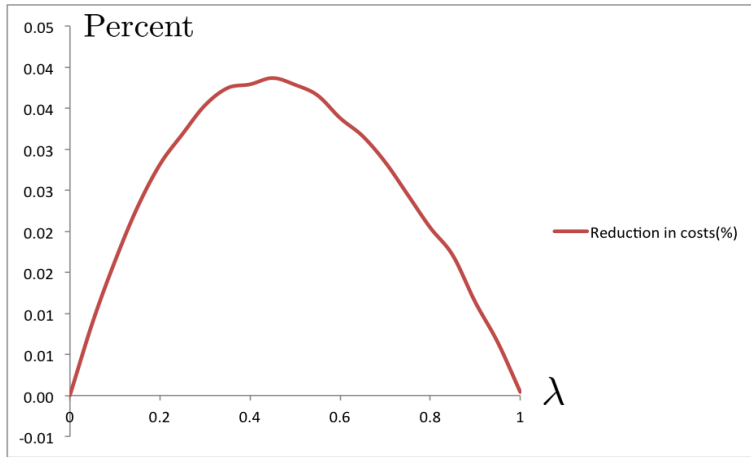


Figure 10: The percentage of reduction in healthcare costs.